

## Analysis

### Statement

The purpose of this coursework is to create and complete a children's book for children around the age of 6. It will have very bold and bright letters and be very easy to read. Also, the storyline of the situation will be one that small children can relate to. I will be using paper and ICT based criteria to help me come up with the final book. The story will be about two children who go out and find a cool dog, they make friends and play. I chose this because it is a simple idea and something that the recommended age of the readers can enjoy.

### Gathering data



I will gather data from sources such as the internet, magazines and books to help me come up with the final ideas and pictures for my book. This will help me with a cover and fonts that I will use. It will also help me come up with pictures to interest the reader, as young children enjoy pictures. But I will gather my data from two main places, paper based data and ICT based data.

### Paper based

My paper based resources will be extracted from sources such as magazines, books, photographs and even hand drawings. These ideas may help me to come up with a storyline for my main story.

### ICT Based




My ICT based resources will be from the internet or to be more specific, internet search engines such as Google. I will also be using operators such as 'and' or 'or' to help refine my search.

Number	ICT or NON ICT	Use it	Reason
	ICT	YES	Because he looks like the character I wanted. I got it from a Google search
	ICT	YES	Because in my story, the children will be on skateboard. I got it from a Google search

Name: [Enter Your Name]

**Dagenham Park Community School**  
**ICT Department - GCSE**

Project 1a

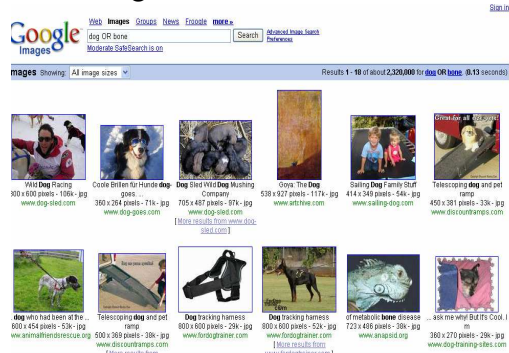
3		ICT	NO	Because I already have a better picture of a dog. I got it from a Google search.
		ICT	YES	Because In my story there is a school.
		ICT	YES	It is a simple house that is colourful

Number	ICT or NON ICT	Use it	Reason
1	NON ICT	YES	Because the kids skate in my story.
2	NON ICT	NO	Because it has nothing to do with my story.
3	NON ICT	NO	It is irrelevant to my story.
4	NON ICT	YES	Because of when they skate in my story.
5	NON ICT	NO	Golf has nothing to do with my story.
6	NON ICT	NO	Because in my story, nobody plays basketball.

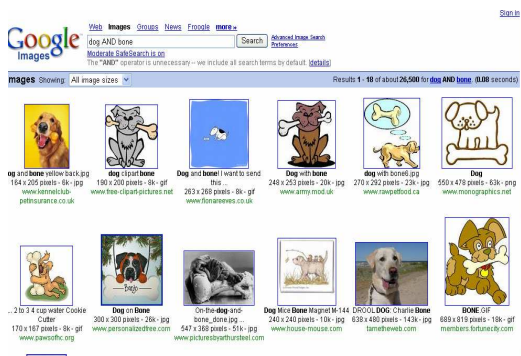
Name: [Enter Your Name]

## Design Ideas and Appropriateness

When I searched for pictures for my book, I used the search engine Google to help me with finding them.



At first I tried using the 'or' operator between dog and bone, but it did not come up with the results I wanted as I wanted a dog with a bone, not either one or the other.

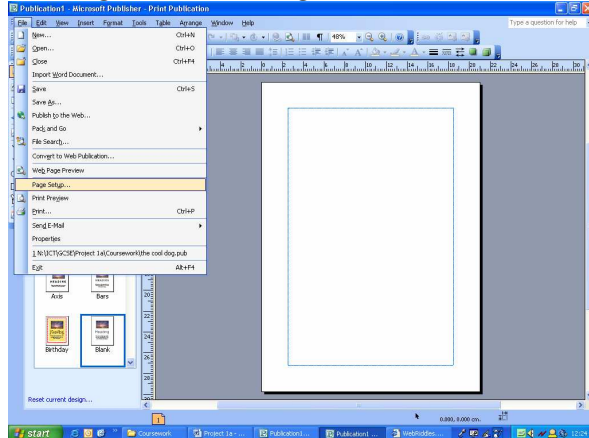


Then when I used the 'and' operator, It helped a lot as I wanted both a dog and a bone in the picture.

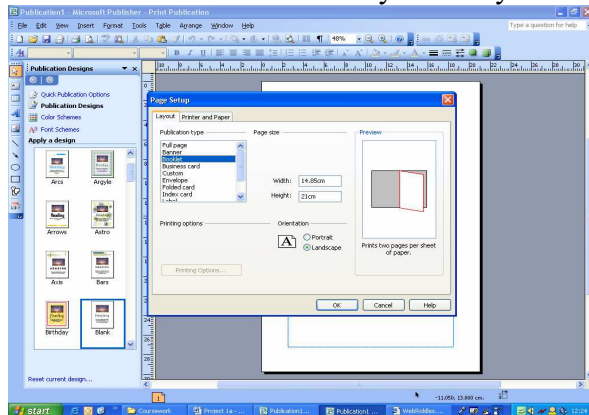
I planned my design, using non-ICT sources so I could get my design accurate and the exact way I want it.

**Dagenham Park Community School**  
**ICT Department - GCSE**  
Project 1a

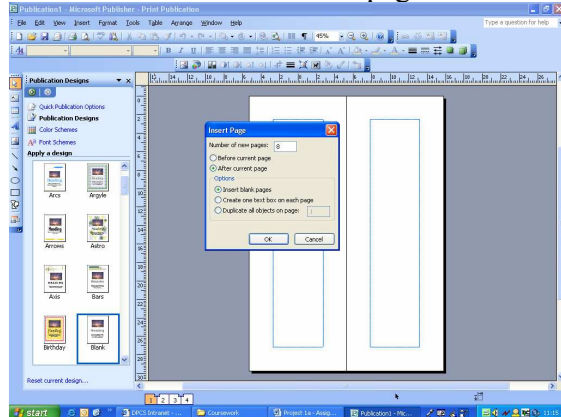
**Implementation**  
**Creating the book setting**



Then I chose booklet for the layout of my book

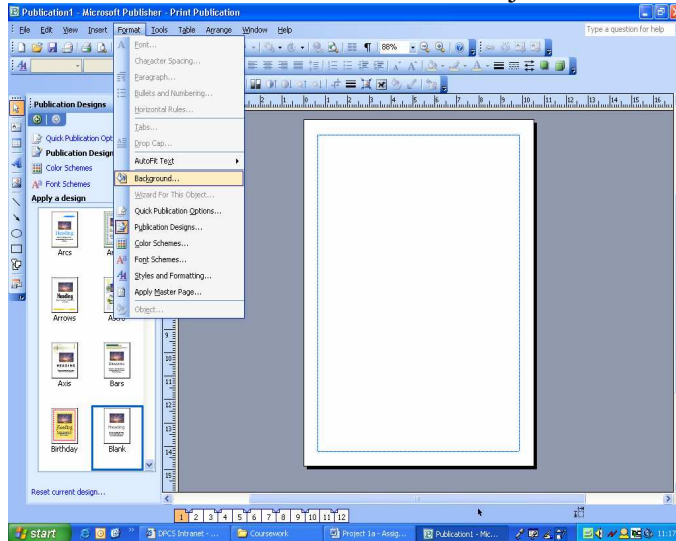


I then selected the number of pages I wanted to add

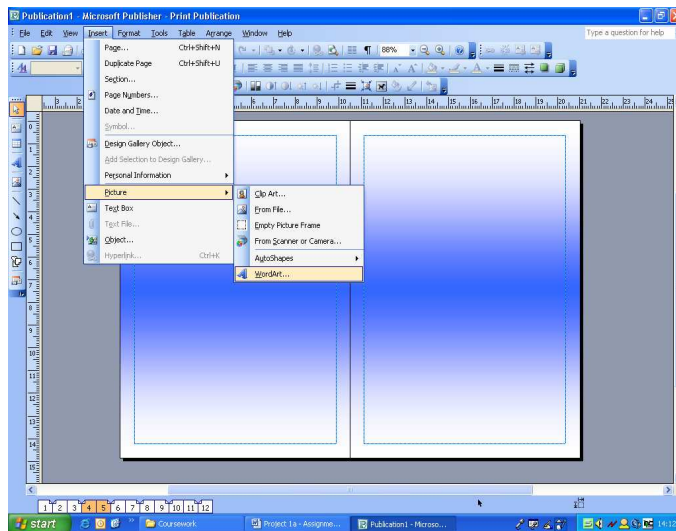


Name: [Enter Your Name]

**Dagenham Park Community School**  
**ICT Department - GCSE**  
**Project 1a**



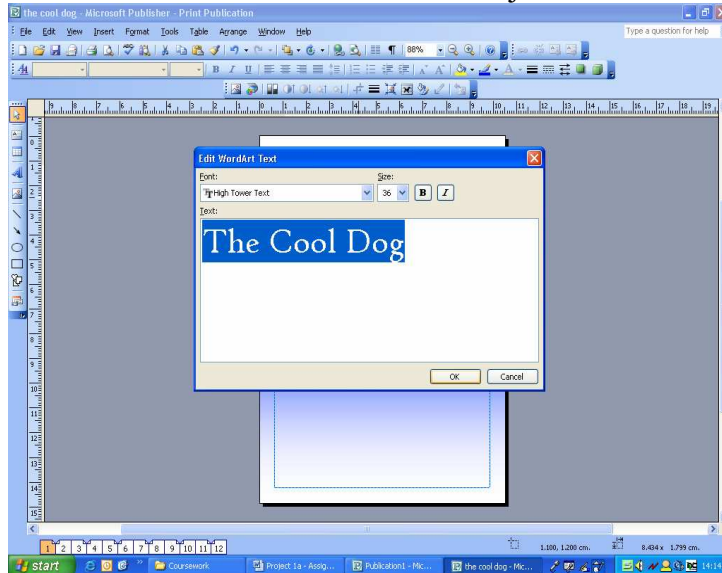
I then changed the colour of my background



I then went on to add my title so to do this I used word art.

Name: [Enter Your Name]

**Dagenham Park Community School**  
**ICT Department - GCSE**  
**Project 1a**



I then chose my size and text and pressed ok. I did this for the title and for the author name.

### Importing

I imported a lot of pictures and ideas from websites such as:

[www.wikipedia.com](http://www.wikipedia.com)

[www.google.com](http://www.google.com)

[www.thesimpsons.com](http://www.thesimpsons.com)

### Formatting

When creating my book I decided to use large fonts to make it stand out for young children. It would also make it easier for people to read.

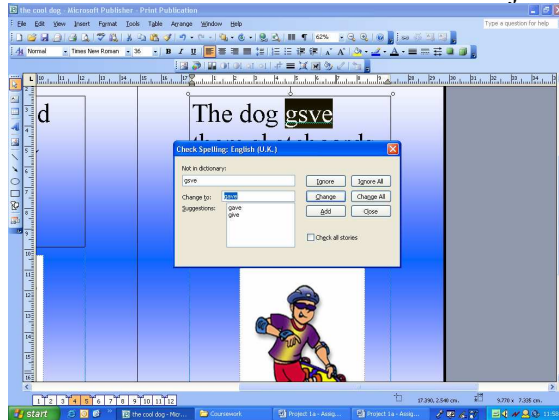
I also made the language and description very simple and easy to read as some small children may not understand formal language and may lose interest in the book

When I thought my design was finished I checked through it. I pressed F7 and checked for spelling mistakes.

Name: [Enter Your Name]

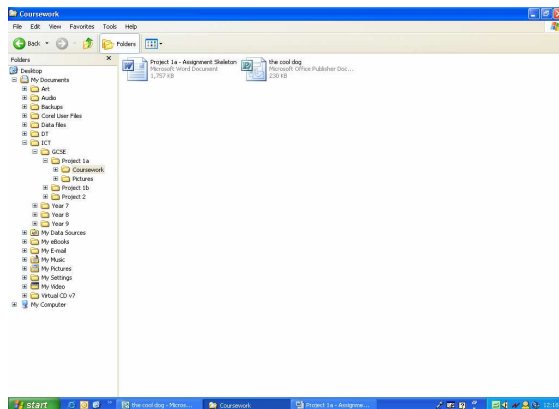
**Dagenham Park Community School**  
**ICT Department - GCSE**

**Project 1a**



I then found that I had one spelling mistake. I clicked change and everything else was fine. I then found out that I did not have 3 types of currency for the price of my book. I visited <http://www.xe.com/ucc/> I then converted pounds to dollars.

## **Saving**



This is the location where I saved my actual book and where I saved my assignment skeleton. I used view>explorer bar>folders to show the step by step location of where the files were.

Name: [Enter Your Name]

*Dagenham Park Community School*  
*ICT Department - GCSE*  
Project 1a

***Developing / Updating***

[Your Text Here]

Name: [Enter Your Name]



## **Evaluation**

### **Safety around your computer**

- .No liquid near computer
- .Do not play with wires
- .Sit on chair and keep feet safely on the ground

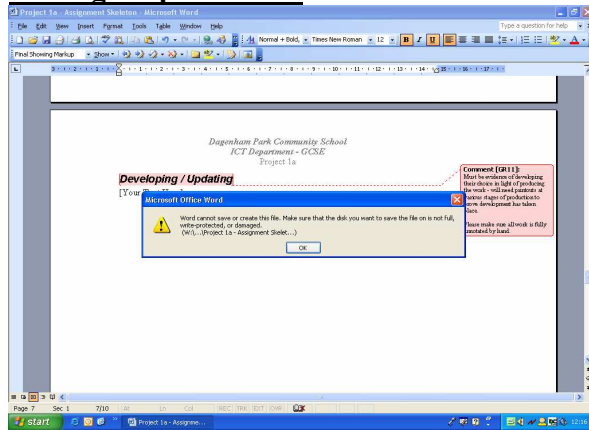
### **Looking after floppy disk**

- .Keep away from water
- .Keep away from the sun
- .Keep away from magnets
- .Keep safely in a case

### **Avoid losing information**

Back-up files onto floppy disk, memory stick and CD ROM. (Floppy disk is more helpful for this project as you cannot change data on a CD ROM)

### **Getting Help on errors**



When I get error codes such as this one I find out the problem and follow its instructions.

Also if you need help, you can use a help assistance tool and find out what is wrong or how to fix it. It also helps you if you do not know what to do.

If you get an error that you know that you cannot fix you can call an administrator to help you fix it as their will usually know what to do.

### **What is Copyright?**

Copyright is having the legal control of a document that you have produced or created And also having the right to duplicate or delete parts of your document.

When I took my pictures from websites, I did not intend to reproduce or re-sell the ideas.

### **Advantages and disadvantages of using ICT**

**Advantages:** You can gather a lot of resources and information from the internet. It is also easy to make copies and change mistakes. Making books also looks slightly better as they are more accurate and neater.

Name: [Enter Your Name]

**Disadvantages:** You cannot get your ideas exactly how you want them. If your computer gets a serious error

## **Standard ways of working and good practise**

[Your Text Here]