

## **DATA PRESENTATION:**

The following data is all the data I have collected from my trip to Bakewell using the techniques and methods described in the Methodology. All this data will help me answer the main statement, “ *IS Bakewell a better place to live than Uttoxeter*”. To prove this statement I will use these questions

- Which town is more physically attractive? - i.e., environmental factors and also man-made factors
- Which Town has the wider range of shops/markets available for both tourists and residents?
- Which town has the most importance for tourists? -i.e. which town has the most long-distance tourists and tourist attractions?
- Which town has the most internal congestion? -i.e. pedestrian and vehicle.
- Which town has the most amounts of litter and litter control techniques?

All the data , information and statistics I have produced are related to these questions and I aim to produce an answer to them using the following data. Although there may be small sections of analysis under each piece of data, I have fully analysed the data and information in the next section DATA INTERPRETATION, this will enable me to gather firm conclusions.

### **DATA:**

The first presentation of my results is the EQI's I created from my trips to Bakewell and Uttoxeter. As mentioned in the methodology I have undergone three EQI's in each town, in different areas, in Bakewell: Buxton Road, Rutland Square and Banks of the River Wye. IN Uttoxeter: Balance Street, The Malting's shopping precinct and The Malting's Car Park. My EQI data will help answer the questions: *Which town is more physically attractive? - i.e., environmental factors and also man-made factors and Which town has the most amounts of litter and litter control techniques? And Which town has the most internal congestion? -i.e. pedestrian and vehicle.*

The EQI for Uttoxeter is **FIG. 1** and the EQI for Bakewell is **FIG. 2**

**EQI's** →  
**Summary of EQI's:**

After calculating the results,. These are the total scores that each area gained, I have also added photos of some of the EQI studies to back up the scores:

**Bakewell:**

**Buxton Road:3.8**

**Rutland Square (Pic. 1):4.1**

**Banks of River Wye (Pic. 2):5.6**

**Total: 13.5**

**Utttoxeter:**

**Balance Street: 3.17**

**The Malting's Shopping Precinct (Pic 3.): 5.71**

**The Malting's Car Park; 2.43**

**Total: 11.31**



Pic 1 Rutland Square



Pic3 The Malting's Shopping Precinct



Pic 2 Banks of River Wye


The next section of my data presentation are my sound maps, again I have done three for each town, in three different areas. The sound maps back up my EQI's as they also measure environmental quality. I have analysed the sound map results in DATA INTERPRETATION. The sound maps should answer this question: *Which town is more physically attractive? - i.e., environmental factors and also man-made factors.* The sound map for Utttoxeter is **FIG. 3** and for Bakewell is **FIG. 4**

**Sound Maps** →

Following are the quality environment surveys for Uttoxeter and Bakewell. These are similar to the EQI's but a simplified version. I did the Environmental quality surveys in hope to answer these two questions: Which town has the most amounts of litter and litter control techniques?

*Which town is more physically attractive? - i.e., environmental factors and also man-made factors.* I have done three surveys for both towns at the same locations as my EQI'S AND Sound Maps. The Environmental quality survey for Uttoxeter is **FIG. 5** and for Bakewell is **FIG. 6**

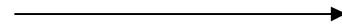
### Environmental Quality Index's



The next data presentation is the shopping /visitor questionnaire, this was a questionnaire asked to the general public about why they were here and what they thought of the shops. I also added in my own question according to my own initiative, litter. One questionnaire was undertaken in each town at around lunchtime. The questionnaire data will prove very useful in answering these questions: Which town has the most amounts of litter and litter control techniques? *Which town has the most importance for tourists? -i.e. which town has the most long-distance tourists and tourist attractions? and Which Town has the wider range of shops/markets available for both tourists and residents?*

From the data achieved by these questionnaires I have written a summary (**FIG 9.**) and created Pie Charts of the answers ( **FIG 10- FIG 21**)./ The original question sheet of Uttoxeter is **FIG 7.** and for Bakewell it is **FIG 8.**

**Original Shopper/ Visitor Questionnaire Sheets**



### Questionnaire analysis

#### Uttoxeter

1. Is Uttoxeter your local town centre?  
Yes 97  
No 28
2. If no, where do you come from?  
Rugeley , Stoke x3, Cheadle x3, Ashbourne x2, Crich x3, Swadlincote,  
Haydock, Derby, Tean x3, Denstone, Alton, Burton, Matlock
3. Are the shops the main reason you are here?  
Yes 79  
No 46
4. If yes, which type of shops mainly?  
Daily 54  
Regular 15  
Occasional 5  
Services – Banks, estate agents etc 20  
Services- Cafes, restaurants, pubs 7  
Extra/other 4
5. If no, what other reason are you here for?  
Work 23  
Social 6  
Leisure 6  
Other 10

#### Bakewell am

1. Is Bakewell your local town centre?  
Yes 37  
No 29
2. If no, where do you come from?  
Gloucester, Sheffield x2, Chesterfield, West Derbys, Newca stle,  
Ashbourne x5, Hopton, Over Haddon, Matlock x3, Buxton, New York,  
Northampton, Notts, Bucks, Derby, Darley Dale, Stafford, Norfolk,  
Spondon, London, America, Shipston on Stour
3. Are the shops the main reason you are here?  
Yes 43  
No 33
4. If yes, which type of shops mainly?  
Daily 21  
Regular 9  
Occasional 5  
Services – Banks, estate agents etc 9

Services- Cafes, restaurants, pubs 9  
Extra/other 2 (souvenirs)

5. If no, what other reason are you here for?

Work 13  
Social 4  
Leisure 16  
Other 6

**Bakewell pm**

1. Is Bakewell your local town centre?

Yes 44  
No 31

2. If no, where do you come from?

Glasgow, Rhyl, Ashbourne x5, Carsington, Matlock x3, Chesterfield,  
Leicester, New York, Notts, Bucks, Northampton, Dorset, Sheffield,  
Burton, Northallerton, Derby, Castleton

3. Are the shops the main reason you are here?

Yes 40  
No 34

4. If yes, which type of shops mainly?

Daily 19  
Regular 4  
Occasional 4  
Services – Banks, estate agents etc 10  
Services- Cafes, restaurants, pubs 5  
Extra/other

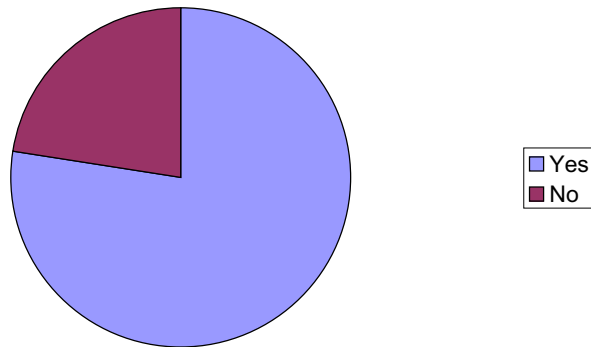
If no, what other reason are you here for?

Work 11  
Social 6  
Leisure 15  
Other 4

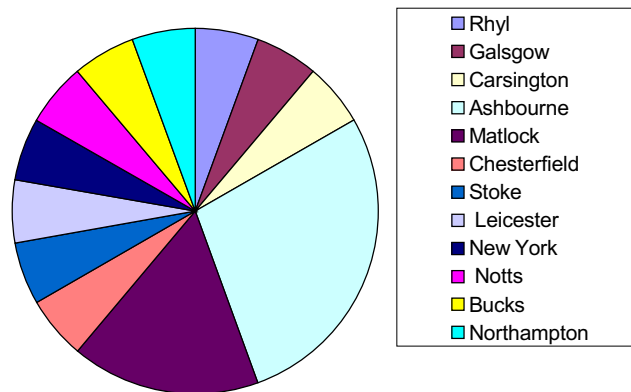
I have produced these pie charts for each of the answers in each town, this will allow for better visual comparison between the two, therefore enabling me to make more accurate conclusions about which town is better:

## UTTOXETER:

Is Uttoxeter Your local town centre?

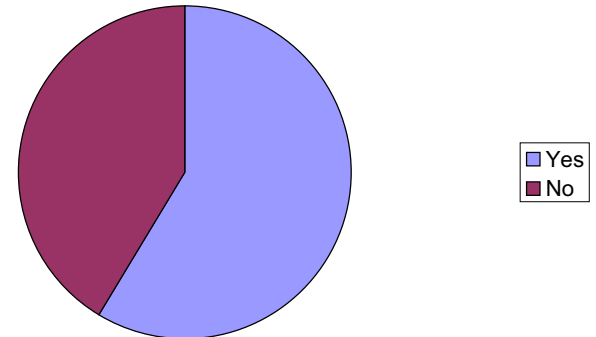


If No where do you come from?

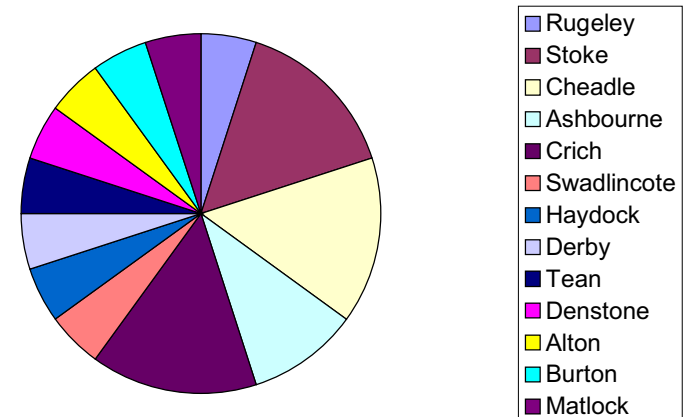


## BAKEWELL:

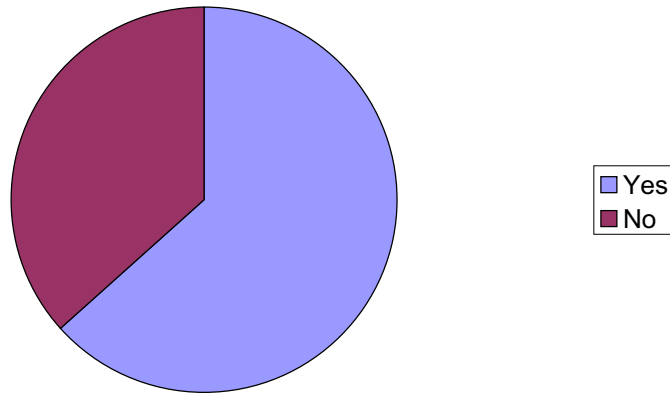
Is Bakewell Your local town centre?



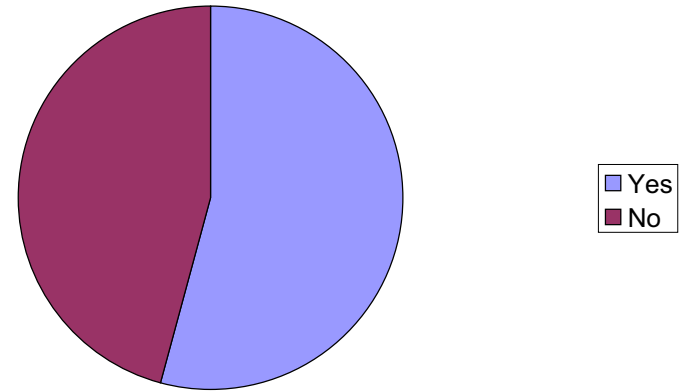
If No where do you come from?



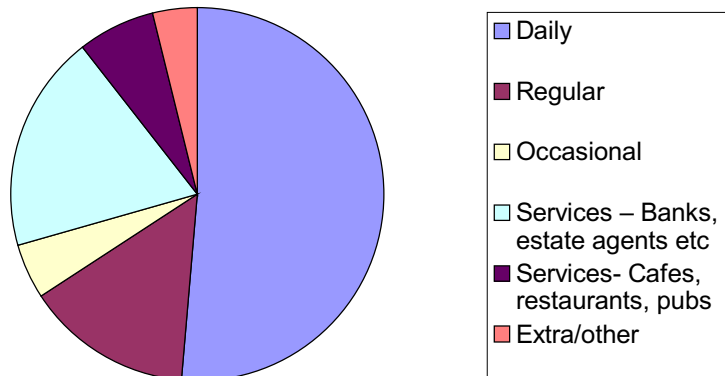
**Are The shops the main reason you are here?**



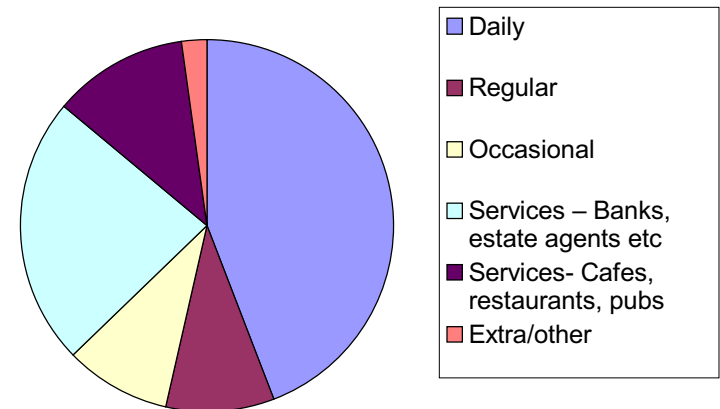
**Are The shops the main reason you are here?**



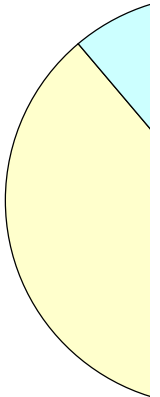
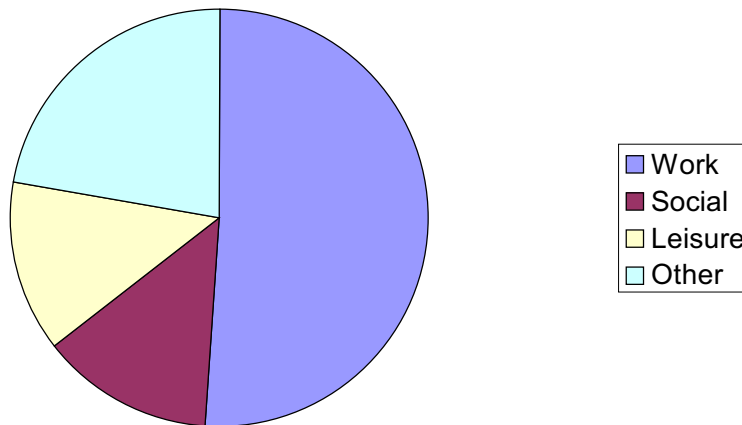
**If yes, Which type of shops mainly?**



**If yes, Which type of shops mainly?**


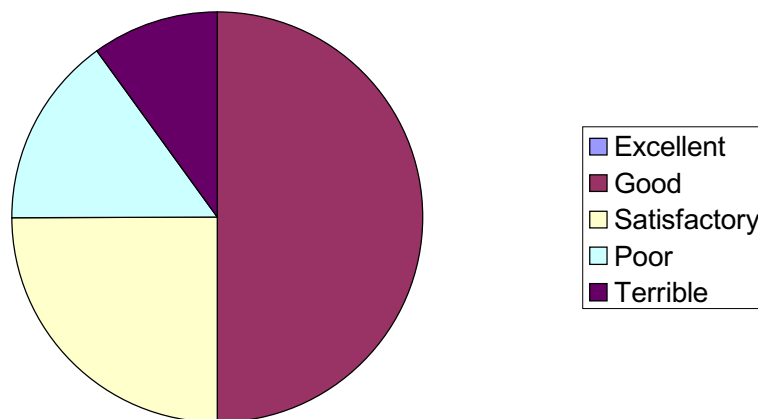






What do you think of the litter situatuion in Uttoxeter?

What do you thi



For my own question, which town has the better litter situation, I have collected the data from the questionnaire and represented it in a bar chart, pie graph and I have overlaid the bar charts also. Above are the bar charts (FIG 20 and FIG 21) and below are the two bar charts FIG 22, and FIG 23. Finally I have overlaid the bar charts on acetate for easier visual comparison. All conclusions are written in DATA INTERPRETATION

**FIG. 22**  
**FIG. 23**

What do you think about the litter situation in Bakewell?

