

## **Investigation of the people's reaction towards rap music.**

### **Aim**

My aim is to investigate and collect data on the people's reaction towards rap music. To achieve this, I will be asking the relevant questions and collecting the answers. I will be displaying the results collected in tables, graphs and charts.

### **Introduction (Background of Rap Music)**

Rap music is one the elements of hip hop. [Hip Hop is a cultural movement that began amongst urban youth in New York and has since spread around the world. The four main elements of hip-hop are MCing, DJing, graffiti art and break dance. The term has since come to be synonym for rap music.] It is a form of rhyming lyrics spoken rhythmically over musical instruments with musical effects scratching and mixing but DJs and sampling. Sampling was also contained in the background music. Early rap music did not contain any sampling, probably due to the fact that at the time (1979-1985) the equipment was not around.

Rapping began as a variation on the toasting (talking or chatting over a rhythm or beat) also found in reggae and dub music, mixed with influences from radio Djs and p-laying the dozens. Also of influence were the works of The Last Poets and Gil Scott Heron. The original rappers or MCs (from 'Master of Ceremonies) would improvise rhymes over the beats created by the DJs. Early Raps were frequently merely a sequence of boasts or attempts to try and do better than other MCs.

In the mid-1980s, rap became increasing popular. Gangster Rap may be seen in this context of subversion but is also seem by some, a constructive message.

The first rap recorded was King Tim III by the Fatback band. The Sugarhill Gang follows in the same years with 'Rappers Delight', that became a major hit and is based in Chic's Disco track 'Good Times'. The first rap hit by a non-black artist was Blondie's 'Rapture'.

Rapping can be seen as one of the four elements of hip-hop:

- MCing (rapping)
- DJing (mixing, cutting and scratching)
- Graffiti and break dancing

However, in the course of rap's history, new musical styles developed that use rapping bit cannot be called rap music or hip hop-especially rapcore, also known as rap/rock or rap/metal. Some alternative rap has very little to do with hip hop and rap music. Music outside of the United States has taken the rap style and blended it with completely different elements. Japanese dance music often uses rapping to complement breakup the singing parts. As the years went on rap music has become widely spread world wide and has become very popular in many counties of today.

**Collecting Data**

To find out the answers I require for my investigation I will be collecting data by asking a series of questions. The first four questions will introduce the subject of music to them and then the next set of questions will ask the person about what he thinks about rap music and his reactions. This person can only answer the questions about rap music only if he likes rap music, if doesn't he will be asked to not answer anymore questions beyond that point. The same applies to question one, but the person must like music to carry on.

My survey consists of questions as the following:

**\*THIS INFORMATION WILL BE DISPLAYED IN A TABLE.**

1. Do you listen to music?

**\* THE FOLLOWING QUESTIONS ARE TO BE ANSWERED BY THOSE WHO LIKE RAP MUSIC ONLY:**

2. What categories are you most interested to listen too? (please do not choose more than one)

- Reggae
- Classic
- Heavy Metal
- Alternative Rock
- Country Music
- Other (Please Specify)

4. Do you like rap music?

**\*THE FOLLOWING QUESTIONS ARE TO BE ANSWERED BY THOSE WHO LIKE RAP MUSIC ONLY:**

5. Do you have favorite artist in rap?

6. Would you be able to stop listening to music?

7. Do you think rap music has an effect on your behavior?

8. Do you think rap music has an effect people to do bad things?

**Prediction**

My prediction is that there will be more people who prefer rap music than any other category. I have obtained this information from my introduction, it mentions rap music has become widely spread world wide and has become very popular in many counties of today. I also think that many people will like Hip Hop too; this is explained in my introduction too. Hip Hop is a branch of rap and is very similar.



| Name    | Do you listen to music? | Reggae | Classic | Heavy Metal | Alternative Rock | Country Music | Other (Please Specify) | Do you like rap music | Do have a favorite artist in rap category? | Would you be able to stop listening to music? | Do you think rap music has an effect on your behavior or attitude | Do you think rap music has an effect on people to do Things? |
|---------|-------------------------|--------|---------|-------------|------------------|---------------|------------------------|-----------------------|--|---|---|--|
| Hammad  | Y                       |        |         |             |                  |               | Nasheed                | N                     |  |   |   |  |
| Mustafa | Y                       |        |         |             |                  |               | R&B                    | Y                     | N  | Y   | Y   | Y  |
| Hassan  | Y                       | Y      |         |             |                  |               |                        | Y                     | N  | N   | Y   | N  |
| Tommy   | N                       |        |         |             |                  |               |                        |                       |  |   |   |  |
| Moadh   | Y                       |        |         |             |                  |               | Nasheed                | N                     |  |   |   |  |
| John    | Y                       |        | Y       |             |                  |               |                        | N                     |  |   |   |  |
| Irfan   | Y                       |        |         | Y           |                  |               |                        | N                     |  |   |   |  |
| Johnny  | Y                       |        | Y       |             |                  |               |                        | N                     |  |   |   |  |
| Mike    | Y                       |        |         |             |                  | Y             |                        | N                     |  |   |   |  |
| Chester | Y                       |        |         |             |                  |               | Hip Hop                | Y                     | N  | N   | N   | Y  |
| Tommy   | Y                       |        |         |             |                  | Y             |                        | N                     |  |   |   |  |
| Jimmy   | N                       |        |         |             |                  |               |                        | N                     |  |   |   |  |
| Simon   | Y                       |        |         |             | Y                |               |                        | Y                     | N  | N   | Y   | N  |
| Peter   | Y                       | Y      |         |             |                  |               |                        | Y                     | Y  | Y   | N   | Y  |
| Sam     | Y                       |        |         | Y           |                  |               |                        | Y                     | N  | Y   | Y   | N  |
| Khalid  | Y                       |        |         | Y           |                  |               |                        | N                     |  |   |   |  |
| Usman   | N                       |        |         |             |                  |               |                        |                       |  |   |   |  |
| Danny   | Y                       |        |         | Y           |                  |               |                        | Y                     | N  | N   | Y   | N  |
| Scott   | Y                       |        |         |             |                  |               | Dance                  | N                     |  |   |   |  |
| Freddy  | Y                       |        |         |             | Y                |               |                        | N                     |  |   |   |  |
| Jason   | Y                       |        |         |             |                  |               | R&B                    | Y                     | Y  | Y   | Y   | N  |
| Akiff   | Y                       | Y      |         |             |                  |               |                        | Y                     | Y  | N   | Y   | N  |
| Junaid  | Y                       |        |         |             | Y                |               |                        | N                     |  |   |   |  |



Math's Coursework

Jamal Sipple

|         |   |  |  |  |  |  |         |   |   |   |   |   |
|---------|---|--|--|--|--|--|---------|---|---|---|---|---|
| Barbar  | Y |  |  |  |  |  | R&B     | Y | Y | Y | N | Y |
| James   | N |  |  |  |  |  |         |   |   |   |   |   |
| Collins | Y |  |  |  |  |  | Hip Hop | Y | Y | Y | N | Y |
| Edward  | N |  |  |  |  |  |         |   |   |   |   |   |
| Mathew  | Y |  |  |  |  |  | Trance  | Y | Y | N | Y | Y |
| Ray     | Y |  |  |  |  |  | Dance   | Y | N | N | N | Y |
| John    | Y |  |  |  |  |  | Trance  | N |   |   |   |   |

## Results

## Result Analysis

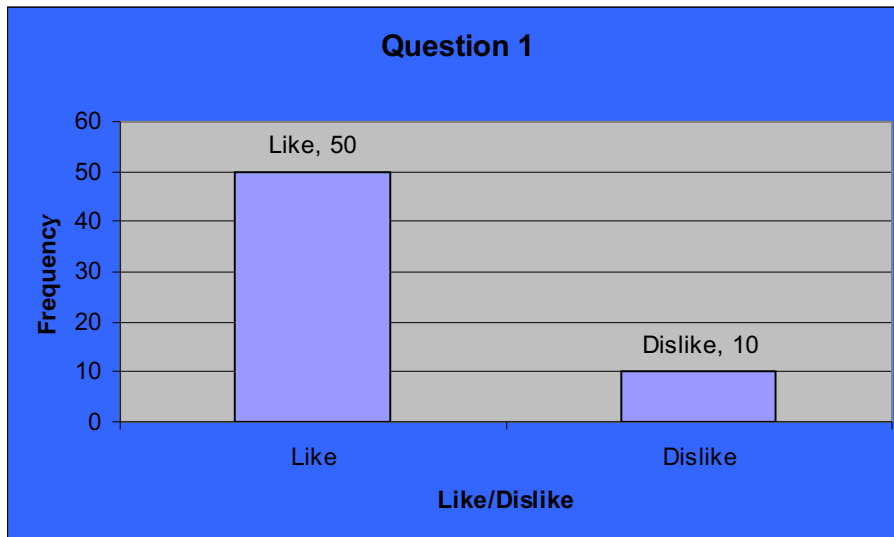
After completing all of my surveys about rap music, I observed the different responses got back. Many my feed back changed according to what the person liked and what he was more comfortable choosing. I have asked 60 people all the same questions in various places. The following is what I discovered from my rap music surveys:

**\*I WILL DISPLAY THE INFORMATION ACCORDING TO THE QUESTION ASKED:**

1. Do you listen music?

- 50 people out of 60 said they listen music
- $50 \div 60 = 0.8 \times 100 = 83.3\%$  like music
- $5/6$
  
- 10 people out of 60 said they don't listen to music
- $10 \div 60 = 0.16 \times 100 = 16.6\%$  dislike music
- $1/6$

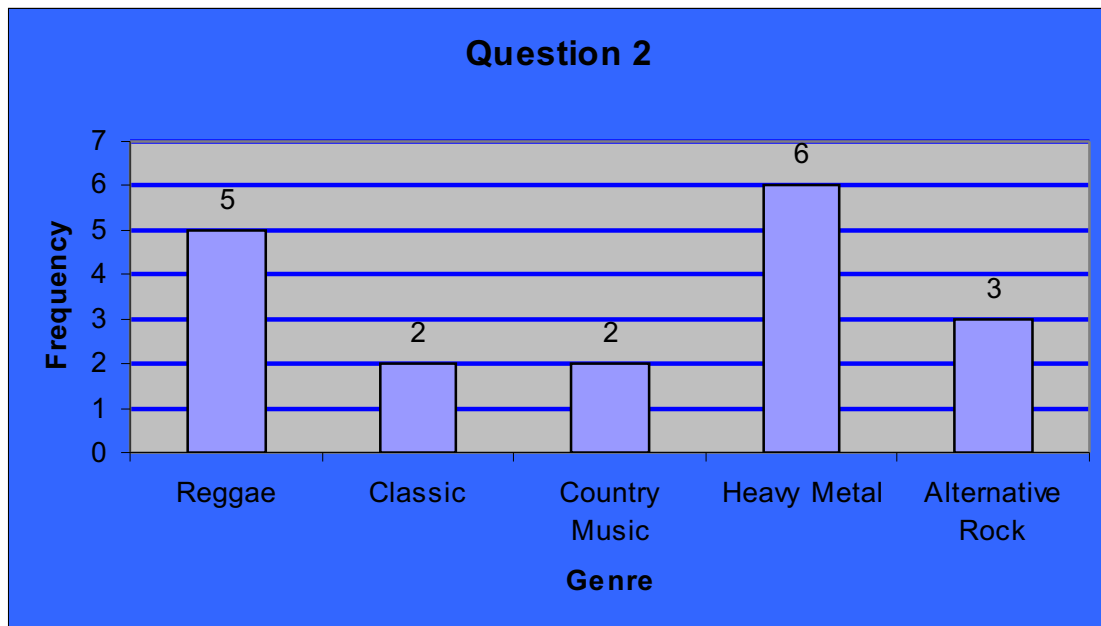
| Listen/Don't Listen | Frequency | Percentage                              | Fraction |
|---------------------|-----------|---|----------|
| Listen              | 50        | $50 \div 60 = 0.8 \times 100 = 83.3\%$  | $5/6$    |
| Don't Listen        | 10        | $10 \div 60 = 0.16 \times 100 = 16.6\%$ | $1/6$    |



**(\*NOTE THOSE WHO DIDNT NOT LISTEN MUSIC HAVE NOT BEEN RECORDED IN THIS QUESTION AND BEYOND THIS PIONT)**

2. What categories are you most interested to listen too?

| Genre            | Tally | Frequency | Percentage                            | Fraction |
|------------------|-------|-----------|---------------------------------------|----------|
| Reggae           |       | 5         | $5 \div 50 = 0.1 \times 100$<br>=10%  | 1/10     |
| Classic          |       | 2         | $2 \div 50 = 0.04 \times 100$<br>=4%  | 1/25     |
| Country Music    |       | 2         | $2 \div 50 = 0.04 \times 100$<br>=4%  | 1/25     |
| Heavy Metal      |       | 6         | $6 \div 50 = 0.12 \times 100$<br>=12% | 3/25     |
| Alternative Rock |       | 3         | $3 \div 50 = 0.06 \times 100$<br>=6%  | 3/50     |



Above I have displayed the information shown about the people who like the music category which are already present on my survey. The information has been calculated from the table and entered into bar chart.

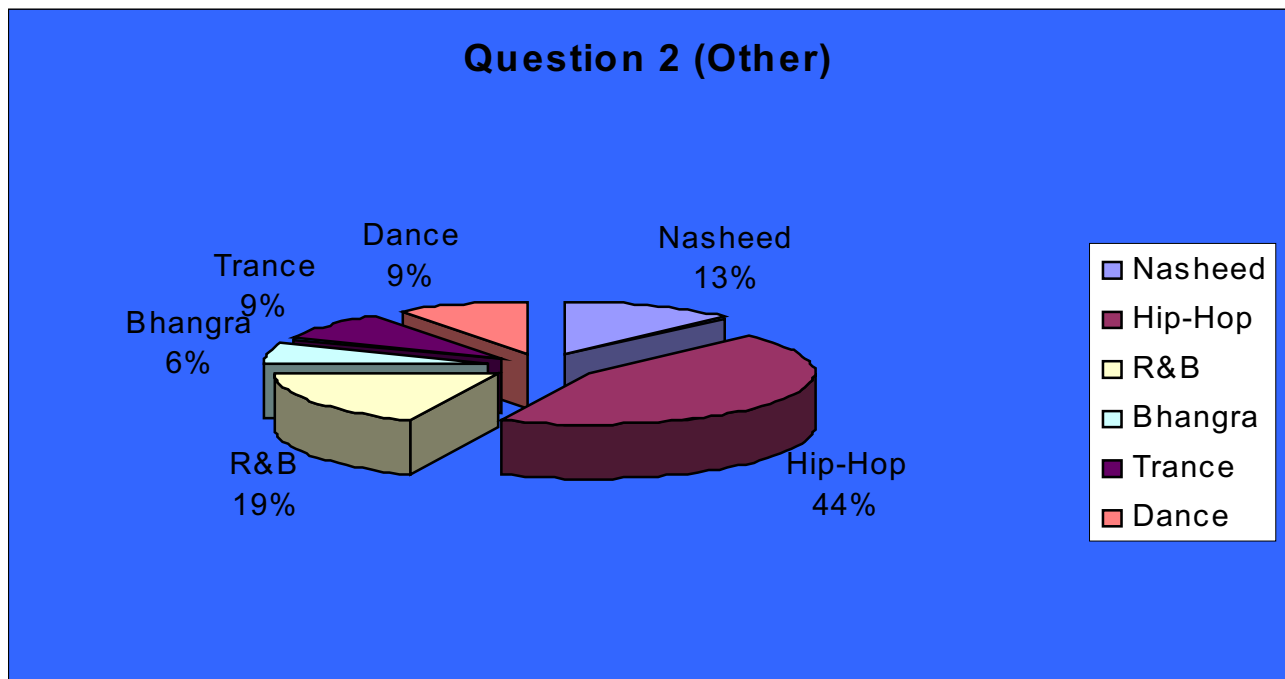
**('Other' Chosen categories)**

| Genre   | Tally | Frequency | Percentage                             | Fraction |
|---------|-------|-----------|--|----------|
| Nasheed |       | 4         | $4 \div 50 = 0.08 \times 100$<br>=8%   | 2/25     |
| Hip-Hop |       | 14        | $14 \div 50 = 0.28 \times 100$<br>=28% | 7/25     |
| R&B     |       | 6         | $6 \div 50 = 0.12 \times 100$<br>=12%  | 3/25     |



|         |  |   |                                      |      |
|---------|--|---|--------------------------------------|------|
| Bhangra |  | 2 | $2 \div 50 = 0.04 \times 100$<br>=4% | 1/25 |
| Trance  |  | 3 | $3 \div 50 = 0.06 \times 100$<br>=6% | 3/50 |
| Dance   |  | 3 | $3 \div 50 = 0.06 \times 100$<br>=6% | 3/50 |

Next, I have illustrated the information on genres and the frequency collected in a pie chart this information displayed is also available in the table drawn above too.

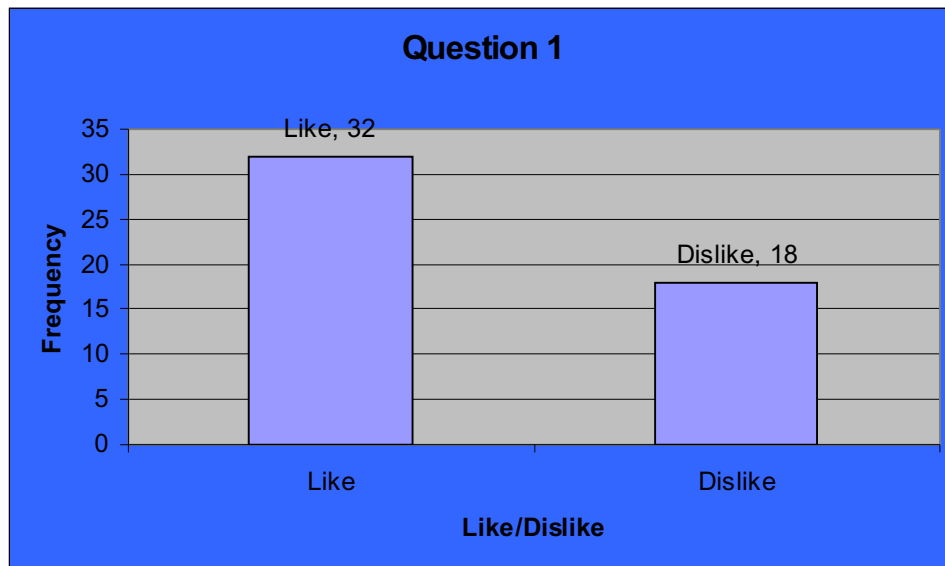


## 3. Do you like rap Music?

- **32** people out of **50** said they like rap music
- $32 \div 50 = 0.64 \times 100 = \mathbf{64\%}$
- $\mathbf{16/25}$
  
- **18** people out of **50** said they didn't like rap music
- $18 \div 50 = 0.36 \times 100 = \mathbf{36\%}$
- $\mathbf{9/25}$

The information illustrated in the above table has been interpreted into a bar chart below:

| Like/Dislike | Frequency | Percentage  | Fraction |
|--------------|-----------|---|----------|
| Like         | 32        | $32 \div 50 = 0.64 \times 100$<br>$= \mathbf{64\%}$ | 16/25    |
| Dislike      | 18        | $18 \div 50 = 0.36 \times 100$<br>$= \mathbf{36\%}$ | 9/25     |



As shown above **32** people liked rap music out of the **50** which went through after the first question and there were **18** which disliked rap music out of the **50** which went through after question 1 too.

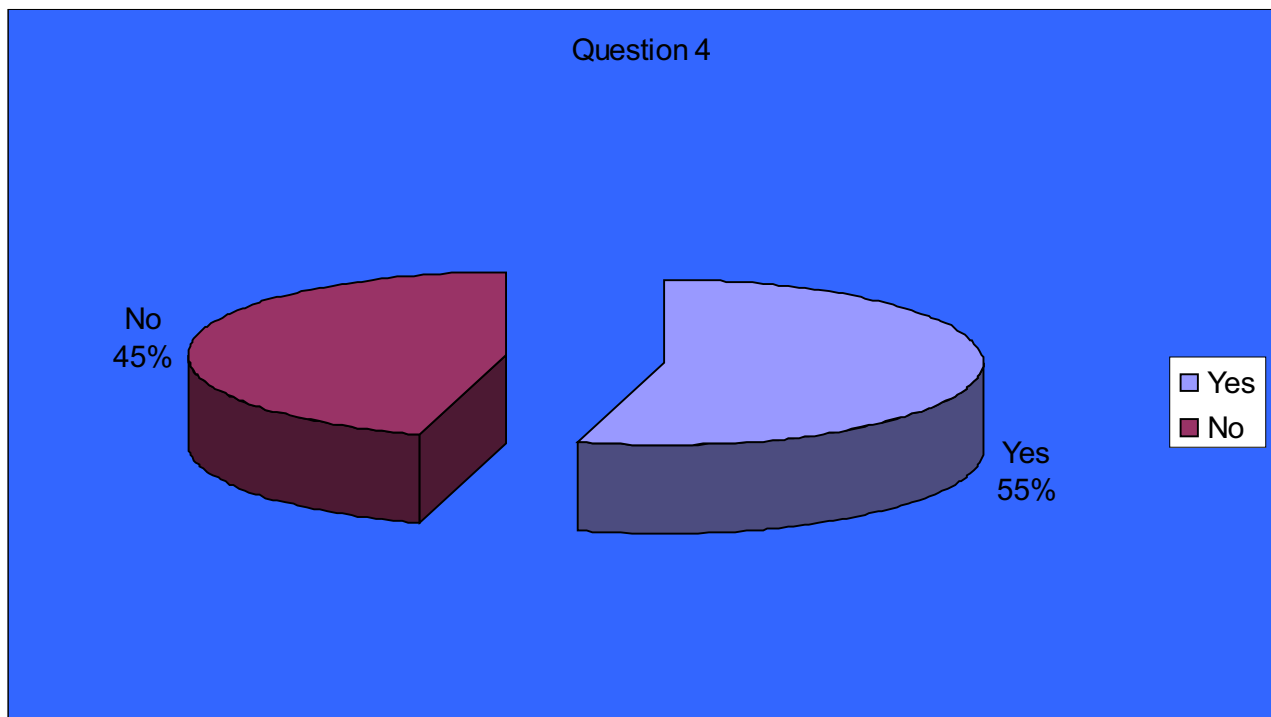
**(\*NOTE: THOSE WHO DIDN'T LIKE RAP MUSIC HAVE NOT BEEN RECORDED BEYOND THIS PIONT)**

4. Do you have favorite artist in rap music?

- 18 people out of 33 said Yes
- $18 \div 33 = 0.54 \times 100 = 54.5\%$
- 6/11
- 15 people out of 33 said No
- $15 \div 33 = 0.45 \times 100 = 45.4\%$
- 5/11

| Yes/No | Frequency | Percentage                               | Fraction |
|--------|-----------|--|----------|
| Yes    | 18        | $18 \div 33 = 0.54 \times 100$<br>=54.5% | 6/11     |
| No     | 15        | $15 \div 33 = 0.45 \times 100$<br>=45.4% | 5/11     |

33 people went on to say that they like to listen to rap music, out of the 33 people who answered yes to question, 18 people like a favorite artist and the rest (15) didn't not have a favorite artist in the category of rap.



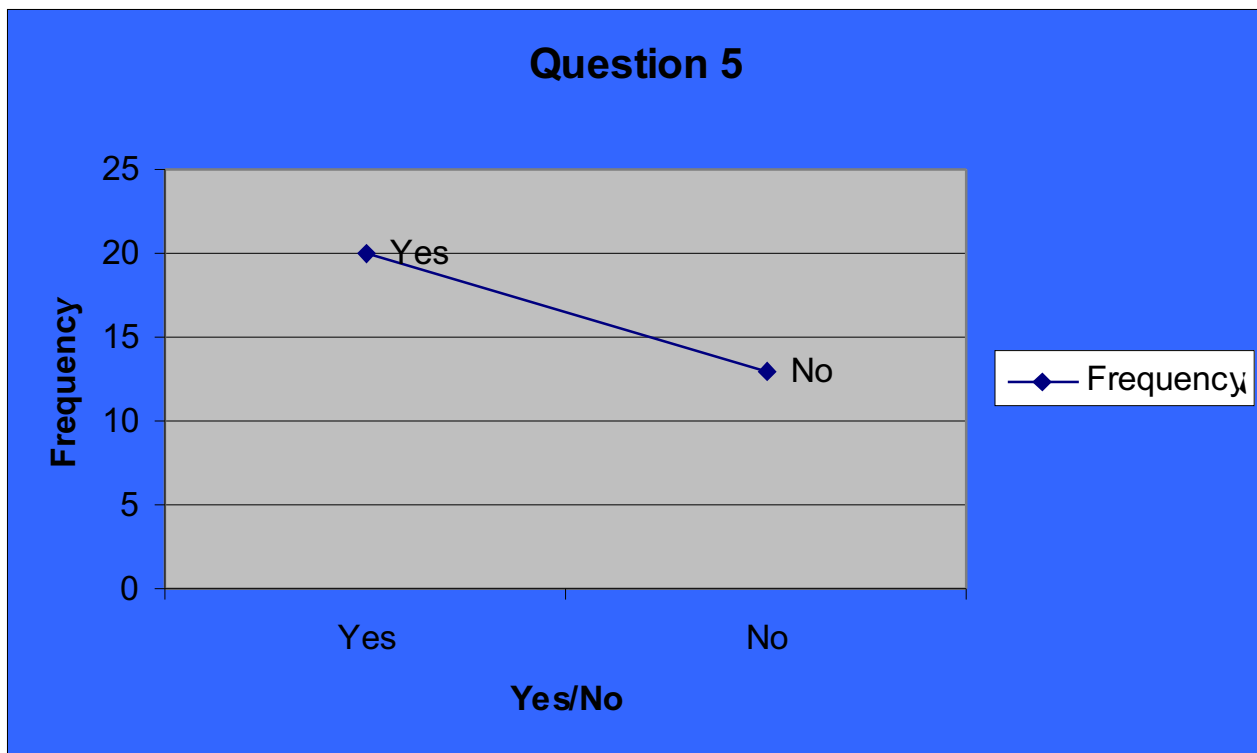
Above the pie chart represents the information shown in the table which I have previously drawn above. It shows the amount of people which said 'No' and the amount which said 'Yes'.

5. Would you be able to stop listening to music?

- 20 people out of 33 said yes
- $20 \div 33 = 0.60 \times 100 = 60.6\%$
- **20/33**
- 13 people out of 33 said no
- $13 \div 33 = 0.39 \times 100 = 39.3\%$
- **13/33**

| Yes/No | Frequency | Percentage                                      | Fraction |
|--------|-----------|---|----------|
| Yes    | 20        | $20 \div 33 = 0.60 \times 100$<br><b>=60.6%</b> | 20/33    |
| No     | 13        | $13 \div 33 = 0.39 \times 100$<br><b>=39.3%</b> | 13/33    |

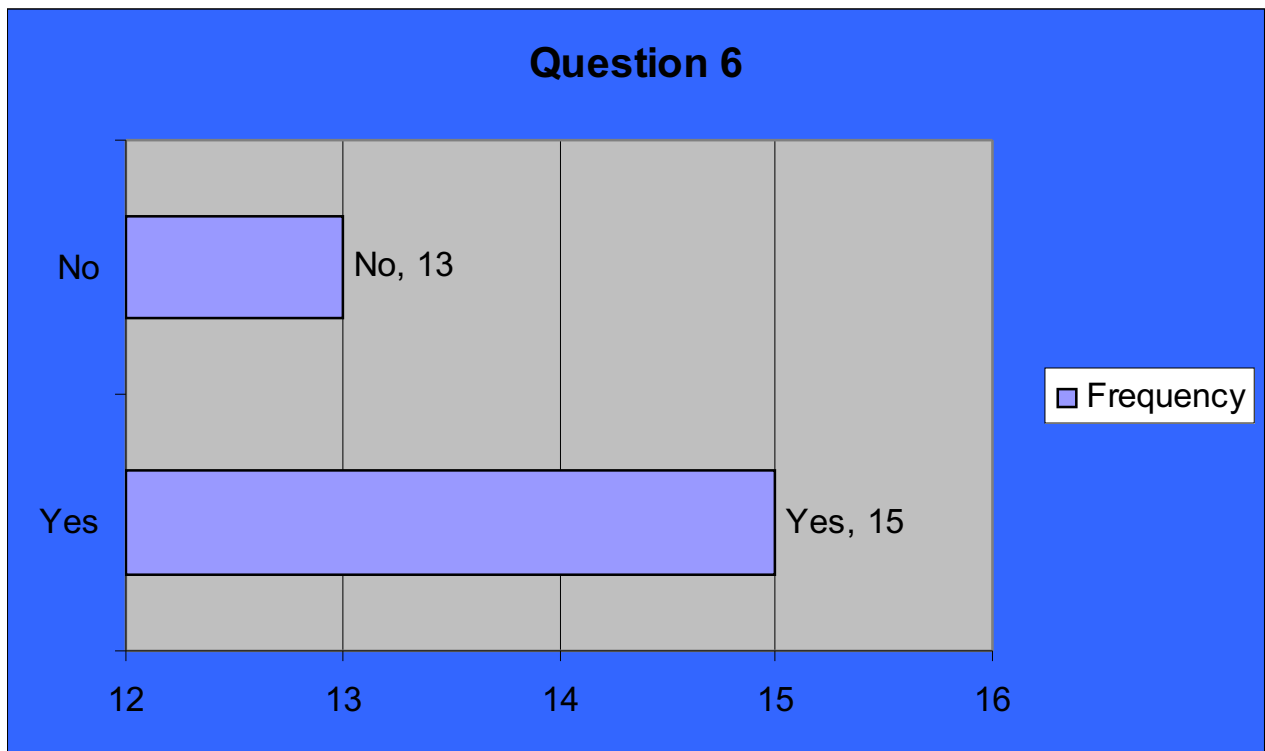
I have taken the information from the above table and merged it into a line graph as shown below:



6. Do you think listening to rap music has an effect on your behavior or attitude?

- 15 people out of 33 said Yes
- $15 \div 33 = 0.45 \times 100 = 45.4\%$
- 5/11
- 13 people out of 33 said No
- $13 \div 33 = 0.39 \times 100 = 39.3\%$
- 13/33

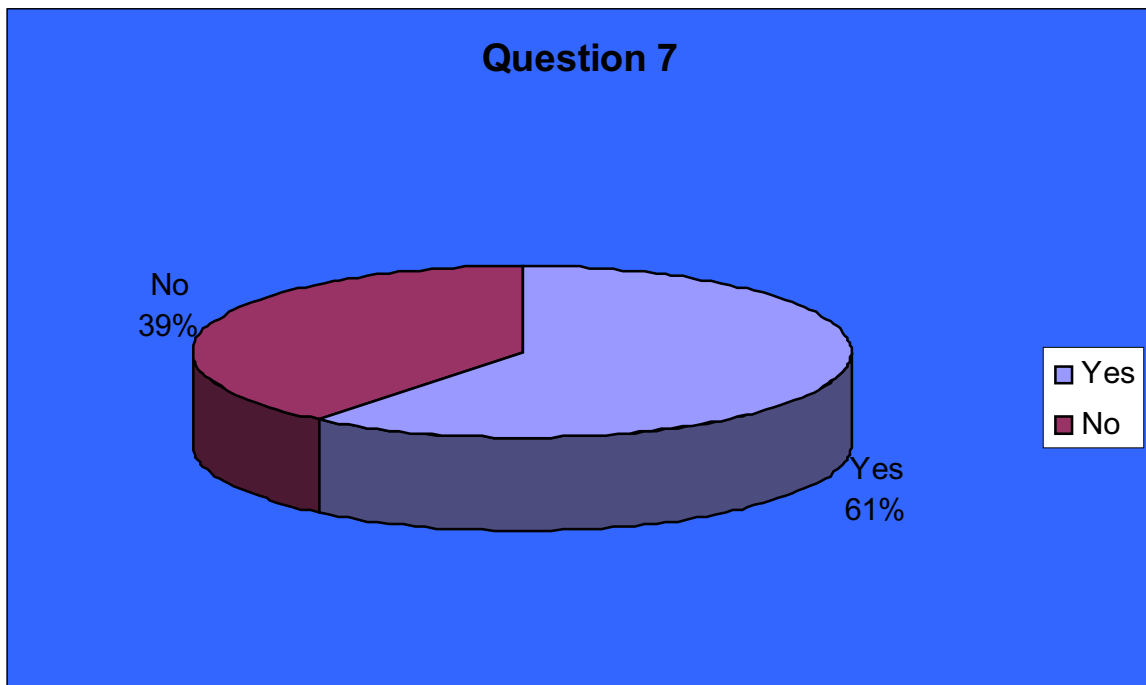
| Yes/No | Frequency | Percentage                               | Fraction |
|--------|-----------|--|----------|
| Yes    | 15        | $15 \div 33 = 0.45 \times 100$<br>=45.4% | 5/11     |
| No     | 13        | $13 \div 33 = 0.39 \times 100$<br>=39.3% | 13/33    |



7. Do you think rap music has an effect on people to do bad things?

- 20 people out of 33 said Yes
- $20 \div 33 = 0.60 \times 100 = 60.6\%$
- $20/33$
- 13 people out of 33 said No
- $13 \div 33 = 0.39 \times 100 = 39.3\%$
- $13/33$

| Yes/No | Frequency | Percentage                                   | Fraction |
|--------|-----------|--|----------|
| Yes    | 20        | $20 \div 33 = 0.60 \times 100$<br>$= 60.6\%$ | 20/33    |
| No     | 13        | $13 \div 33 = 0.39 \times 100$<br>$= 39.3\%$ | 13/33    |



**Conclusion**

As I have mentioned in my prediction that there will be more people liking rap music over any other genre, I was correct. I used the information I have in my introduction to support this statement.